

26/08/2021

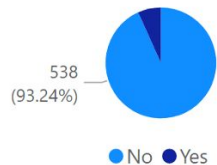
30/08/2022

Primary Survey

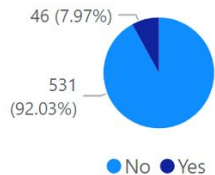
Total Number of Cases

580

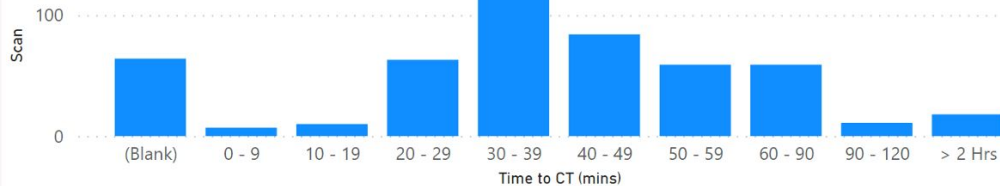
Primary BP > 100



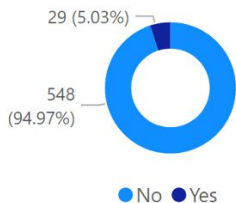
Primary HR > 120



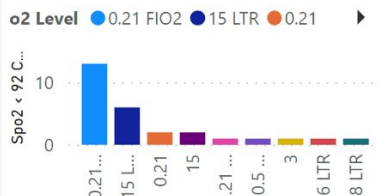
Time to CT Scan



Primary Spo2 < 92



Spo2 < 92 o2 Level



Proportion with CT Scan (%)

81.21

Proportion with C-Spine Protection (%)

47.76

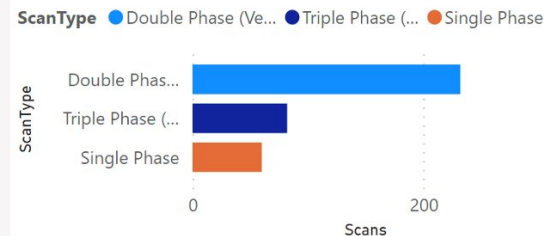
Proportion with Thoracostomy (%)

1.21

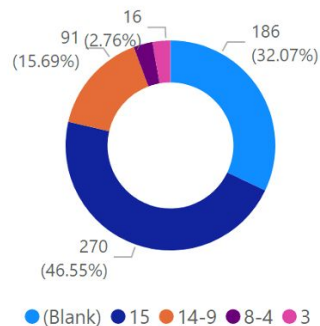
Proportion of Patients Intubated (%)

6.90

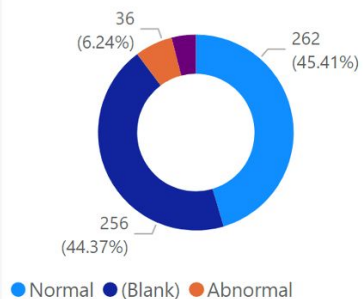
CT by Scan Type



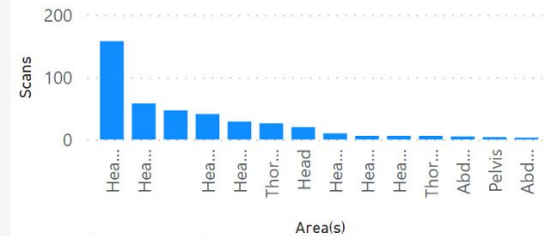
Primary GCS Grouped



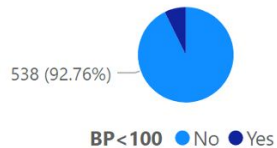
Proportion of Patients with Abnormal Neurology



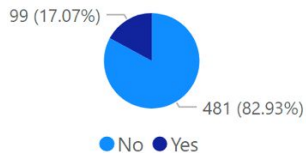
CT Scan Area



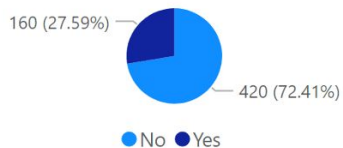
BP < 100



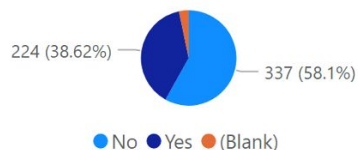
HR > 100



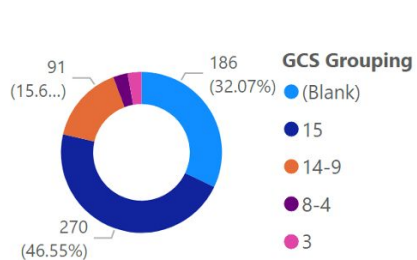
Pelvic Splint



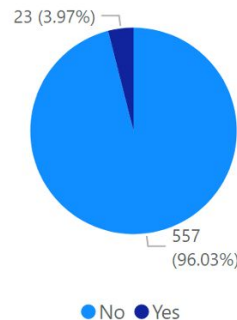
C-Spine Protection



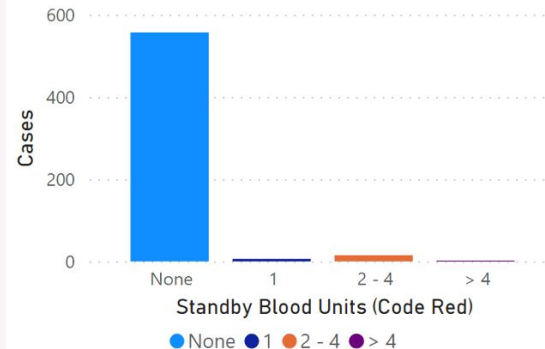
Standby GCS



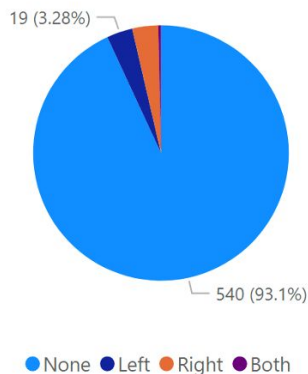
Code Red



Blood Code Red Units Given



Femoral Splint



Pre-Hospital Critical Interventions

Cases

Interventions

26/08/2021

30/08/2022

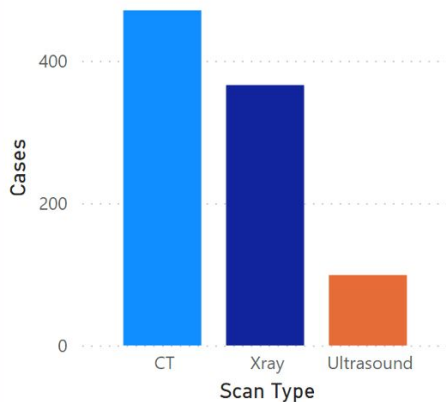
ED - Investigations

Total Number of Cases

580

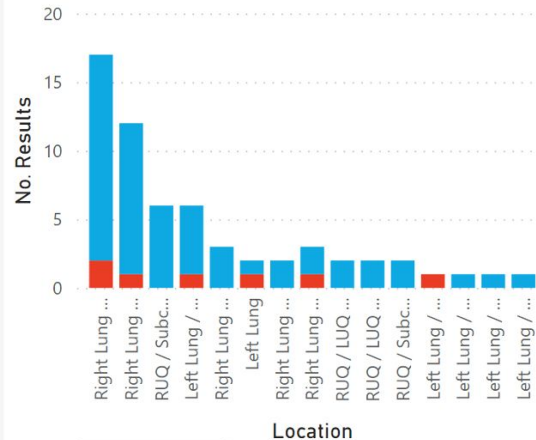
Cases with Xray, CT and or Ultrasound Scans

CT Xray Ultrasound

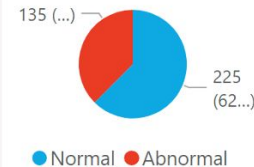


Ultrasound Locations - Abnormal Result

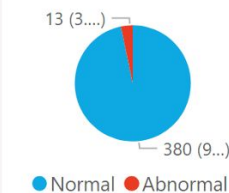
US Result ● Abnormal ● Normal



Xray Results by Location

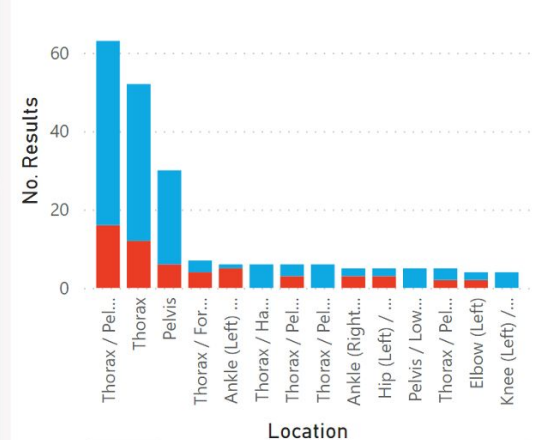


Ultrasound Results by Location

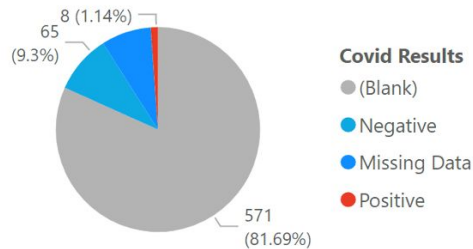


Xray Locations - Abnormal Result

Xray Result ● Abnormal ● Normal



Covid Tests

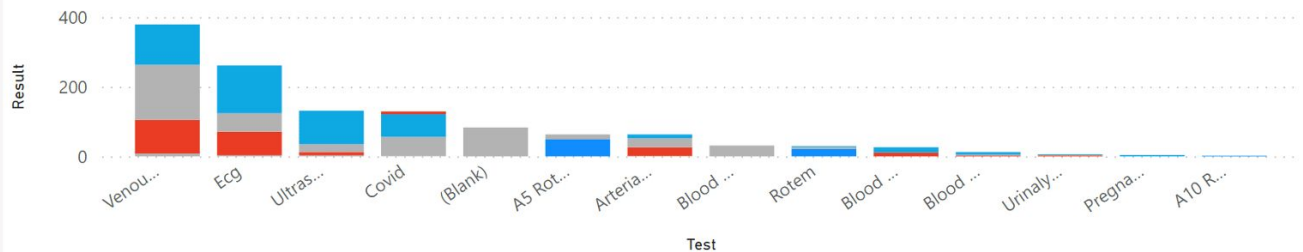


Covid Results

● (Blank)
● Negative
● Missing Data
● Positive

All Tests

● (Blank) ● Abnormal ● Clot Firmness\nAppears OK ● Missing Data ● Negative ● Normal ● Positive



ED Interventions

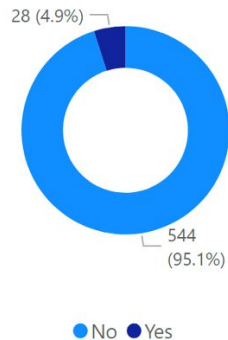
580

All Critical Interventions

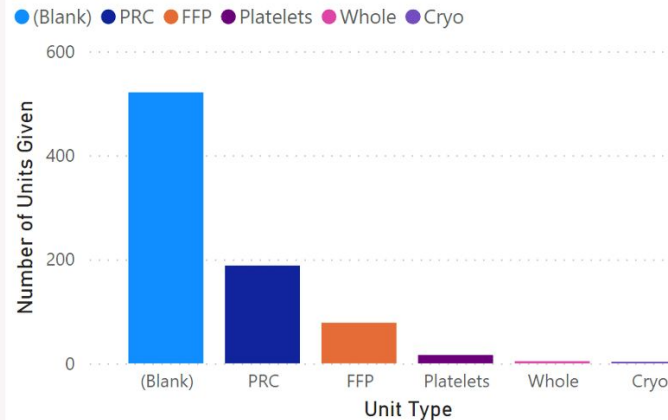
Cases

Interventions

Proportion of Cases with ED Bloods Units > 2



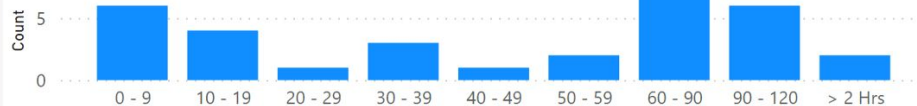
Bloods by Blood Unit Type



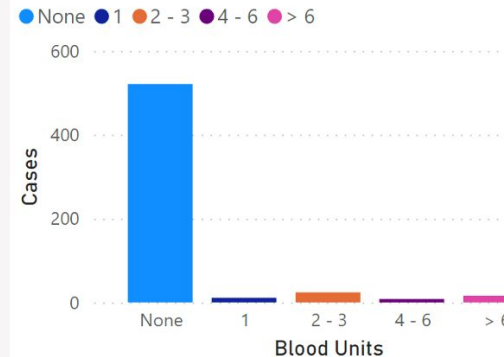
Cases with Chest Drain %

4.66

Chest Drain Time to Intervention (mins)



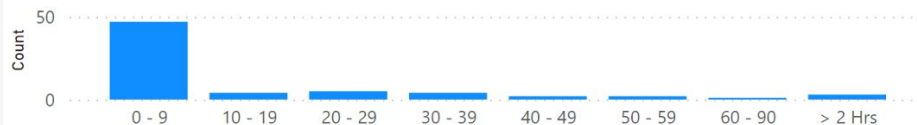
Total Blood Units Grouped



Cases with RSI (%)

11.21

RSI Time to Intervention (mins)



26/08/2021



30/08/2022



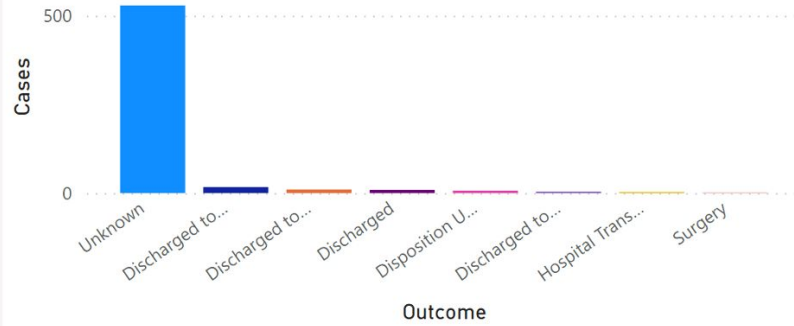
ED - Disposition

Total Number of Cases

580

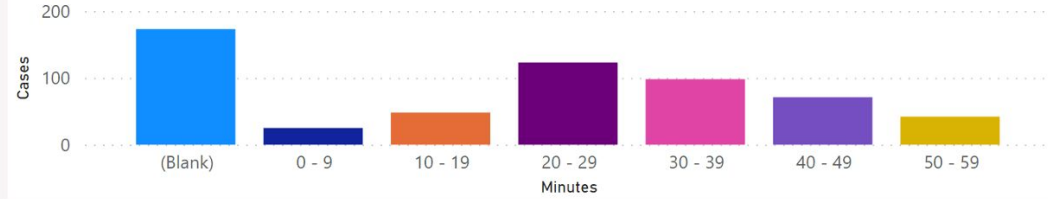
Outcome

● Unknown
 ● Discharg...
 ● Discharg...
 ● Discharged
 ● Dispositi...
 ● Discharge...
 ▶

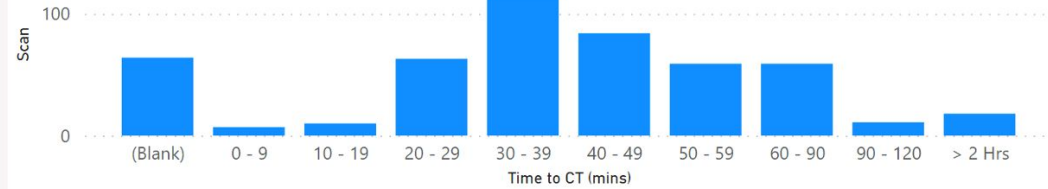


Total Minutes in ED

● Minutes (Blank)
 ● 0 - 9
 ● 10 - 19
 ● 20 - 29
 ● 30 - 39
 ● 40 - 49
 ● 50 - 59



Time to CT Scan

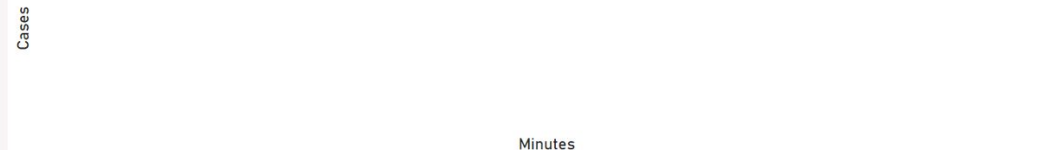


KPIs Passed

● time-to-ct
 ● transfer-time



Time to Antibiotics for Patients with an Open Fracture



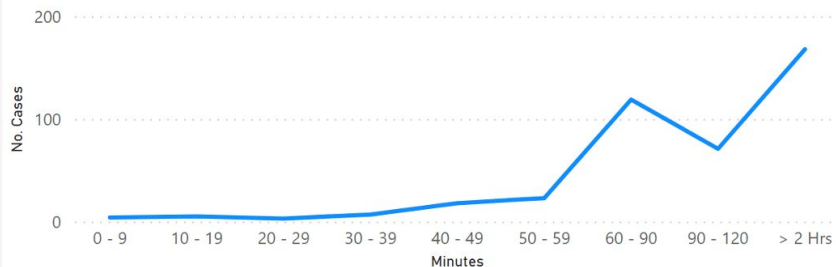
26/08/2021 30/08/2022

Admission

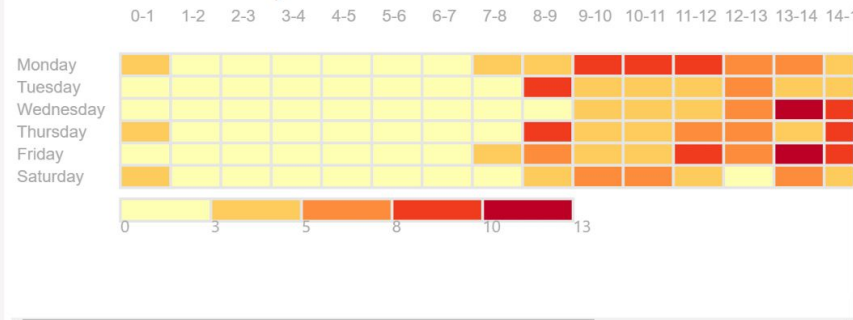
Total Number of Cases

580

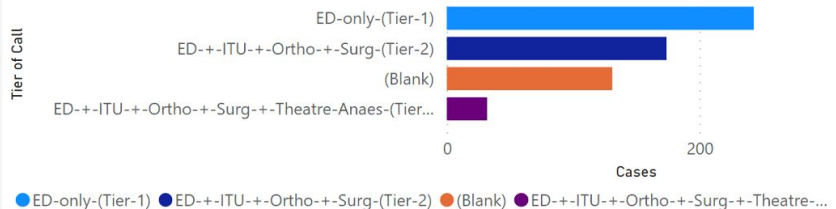
Minutes between Injury and ED Arrival



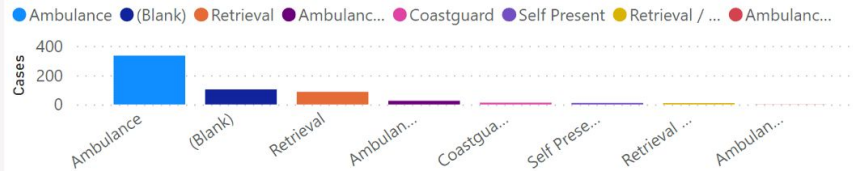
Case Created - Time / Day



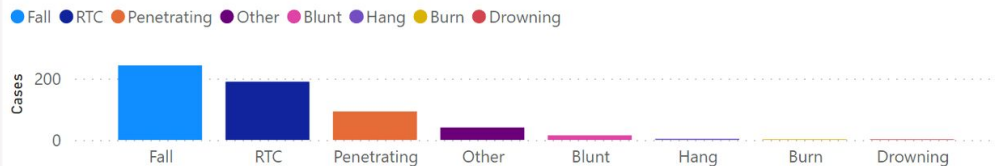
Tier of Call



Source



Mechanism of Injury



Mode of Transport

